

1835 PC PROGRAMMABLE



TELEPHONE ENTRY SYSTEM



flush mount
shown with trim ring -
sold separately



surface mount



wall mount



big characters
half inch LCD display



stainless steel
plate and anti-vandal features
protects all internal parts



pc programmable
easy to use Remote Account
Manager software included
with system



large scroll
and call buttons

- Provides both resident and visitor access control into and within apartment buildings, gated communities, condominiums, office buildings, factories and industrial sites
- Visitors use the phone system to communicate with a resident who can grant or deny access via their own touch-tone telephone
- Resident access control is provided by means of cards, digital PIN codes, or wireless transmitters
- PC programmable via internet connection, modem or RS-232 interface. Programming and Transaction Analysis software included
- Large A and Z scroll buttons and one touch CALL button makes system operation quick and easy
- 29 programmable security (permission) levels, each with four programmable time zones
- Control up to 16 entry points with optional "Tracker" expansion boards
- Elevator control option controls up to eight elevators, each serving up to 64 floors

FEATURES

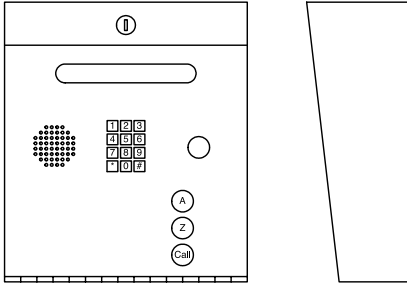
ACCESS CONTROL SOLUTIONS



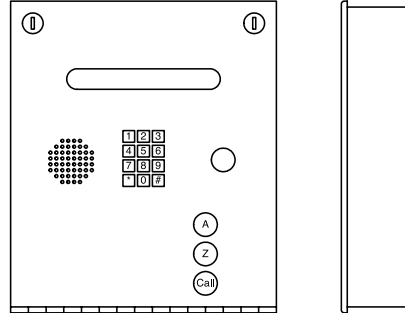


1835 PC PROGRAMMABLE TELEPHONE ENTRY

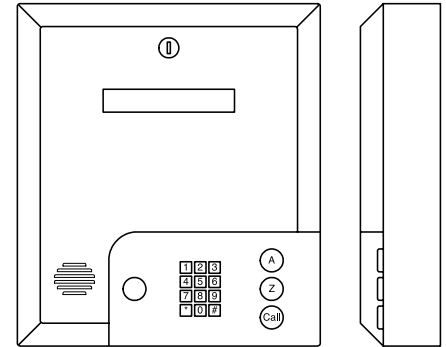
The model 1835 is an ideal telephone entry and access control system suited for apartment and gated community applications, as well as office buildings and industrial sites. Visitors are easily identified by voice communication and can be granted or denied access directly from a touch-tone telephone. With expansion up to 16 entry points and 29 programmable security (permission) levels, you control who is allowed to enter a parking area, your building, offices, pools, or any other restricted area. With the elevator control option, you restrict which floors visitors and system users have access.



1835 Surface
 11.25" W x 13" H x 4.75" D
 285mm W x 330mm H x 120.6mm D



1835 Flush
 12" W x 13.25" H x 3.25" D
 305mm W x 336.5mm H x 82.5mm D



1835 Wall
 13.25" W x 15" H x 3.5" D
 336.5mm W x 381mm H x 88.9mm D

1835 Specs

Communication

True full duplex
 Hands free
 Optional handset (surface or flush mount only available (ADA compliant))

Display

Single line 20 character super-twist LCD - 1/2 inch characters

Mounting Styles

Surface, Flush or Wall
 Flush mount requires flush mounting kit
 Enclosures are rated NEMA 4x

Capacity

Max 3000 phone numbers, 255 area codes
 8000 event transaction memory
 Max 8000 Weigand device, 10 facility codes
 4 digit entry codes

Door/gate control

Three (3) expandable to 16 with tracker expansion boards

Programming Methods

The 1835 can be programmed through the internet using the DKS server modem, or directly using a TCP/IP adapter installed at the system with a network connection. The system can also be programmed with a direct RS-232 connection from the PC to the 1835, or through the use of a modem installed on the PC.

Advanced Features

Full Duplex communication
 Remote Account Manager software
 Live Transactions (requires TCP/IP internet connection or RS-232 connection)
 True Anti-Pass Back
 Database import/export capability using CSV file format
 Transaction buffer stores last 8000 events
 Programmable facility codes
 Hold Open Time Zones (8)
 Programmable directory codes can be set from 1 to 4 digits in length
 10 & 11 digit dialing capability
 Large A and Z scroll and CALL buttons
 31 security (permission) levels, 29 programmable with 4 time zones each, 32 holiday schedules
 Built in clock/calendar
 Built in postal lock provision, EEPROM memory

Optional

Tracker Expansion boards
 Elevator Control boards
 TCP/IP Network Adapter
 Wireless Modem
 RS-232 Connecting Cable
 Flush Mount Kits
 CCTV Camera
 Heater

Operating Temp

10°F to 145°F
 -12°C to 62°C
 Optional heater kit available for colder climates

Electrical Requirements

16 VAC, 20 VA System power (400ma)
 16 VAC, 20 VA Weigand power
 U.L. listed power transformers provided
 Ringer equivalence: 0.0A Jack Type: RJ11C or W

Safety Standards

FCC (US) DUF6VT-12874-OT-T
 DOC (CAN) 1736 4528 A
 Complies with UL 294
 ETL Listed

Shipping Weight

Approximately 20-25 lbs (9-11 kg)

Warranty

2 year limited factory warranty

Distributed by:

DOORKING, INC.
 120 Glasgow Avenue, Inglewood, California 90301 U.S.A. Tel: 310-645-0023 FAX: 310-641-1586 www.doorking.com
 © 2011 All Rights Reserved. Product specifications may change without notice. Rev. 2/11

